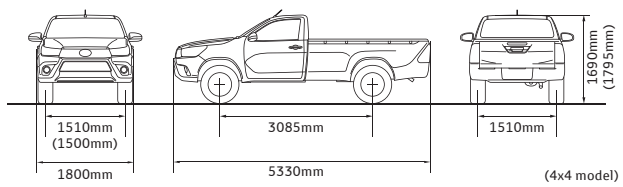



SPECIFICATIONS			Single-cab		Extra-cab
Drive train			4x2	4x4	
Dimensions & Weight					
Overall	L x W x H	mm	5,330 x 1,800 x 1,690		5,330 x 1,800 x 1,795
Wheelbase		mm	3,085		
Tread	Front / Rear	mm	1,510 / 1,510		1,540 / 1,550
Minimum running ground clearance		mm	182		294
Minimum turning radius	Tire	m	5.9		6.3
Gross vehicle weight	Total	kg	2,850		2,870
Curb weight	Total min. options	kg	1,670		1,935
	Total max. options	kg	1,720		1,960
Deck size	L x W x H	mm	2,315 x 1,575 x 480		1,810 x 1,540 x 480
Engine					
Engine model code		2GD-FTV (Low) (2.4-liter VN turbo diesel with inter cooler)		2GD-FTV (High) (2.4-liter VN turbo diesel with inter cooler)	
Engine type		4 cylinders, In-line type 16-valve DOHC			
Displacement		c.c.	2,393		
Bore x stroke		mm	92.0 x 90.0		
Compression ratio			15.6		
Max. output (SAE net)		kW/rpm	110/3,400		
Max. torque (SAE net)		Nm/rpm	343/1,400-2,800		400/1,600-2,000
Fuel system			Fuel injection		
Fuel type			Diesel		
Fuel tank capacity		liters	80		
Chassis					
Transmission type		5-speed manual transmission		6-speed manual transmission	
Suspension		Front / Rear	Double wishbone / Leaf spring rigid axle		
Brake type		Front / Rear	Ventilated disc brake with floating caliper 1-cylinder / Leading-trailing drum brake		Ventilated disc brake with fixed caliper 4-cylinder / Leading-trailing drum brake
Tires			205/70R15		225/70R17
Wheels			Steel wheel		Aluminium wheel
Steering gear type			Rack & pinion		
Standard equipment (Exterior)					
Headlamps		2-bulb halogen			4-bulb halogen
Rear combination lamps		Bulb type			
Outside rear view mirror		Black (electric remote)			Chrome (electric remote + side turn)
Side turn signal lamp		On fender			On outer mirror
Mudguard		With (front + rear)			
Bumper		Front / Rear	Paint color / Steel step paint color	Polypropylene molding / Steel step paint color	Paint color, wide / Steel step paint color
Radiator grille			Material color		Paint color
Standard equipment (Interior)					
Steering switch		Audio & tel & voice recognition		-	Audio & tel & voice recognition
Steering column		Tilt mechanical lock		Tilt & telescopic mechanical lock	
Drive mode switch		-			With (eco + power)
Part-time transfer switch		-		Switch (2WD-4WD)	
Economy meter		Eco lamp			
Front seat		Bench type (60:40, 3persons)			Separate type
Rear seat		-			Back only
Seat cover material		PVC		Fabric Lo	Fabric Hi
Audio system		-			Display audio
Speaker system		2 speakers			4 speakers
Air conditioning		Manual air conditioner			
Starting system		Mechanical type			
Wireless door lock		With			With (panic)
Accessory connector		DC 12V x 1			
Safety system					
SRS airbags		Driver + passenger, driver's knee			
Anti-lock Brake System (ABS)		With			
Vehicle Stability Control (VSC)		-			With
Hill-start Assist Control (HAC)		-			With
Trailer Sway Control (TSC)		-			With

Single-cab




Exterior Colors



* Available for Extra cab only

OFFICIAL DEALER



Specifications may vary from model(s) shown. Please contact the official dealer for more information.

www.toyota-myanmar.com



New You. New Success.

HILUX
REVO

SINGLE CAB
EXTRA CAB



TOYOTA MOTOR ASIA PACIFIC PTE LTD

2010/9X/Printed in MM/No.LAO/2,000

Design

Single cab



Extra cab

Large three-dimensional trapezoid grille folds into the engine hood and bumper guard, creating a strong and powerful look.



Performance

2.4-liter VN Turbo Diesel with Inter Cooler

4x4 models:
110kW/3,400rpm
400Nm/1,600-2,000rpm

4x2 model:
110kW/3,400rpm
343Nm/1,400-2,800rpm

2GD-FTV

The turbo diesel engine features direct fuel injection by common rail into the cylinders. This precisely controls the air-fuel ratio, contributing to the excellent response and fuel efficiency.

(4x4 models only)

6-speed Manual Transmission

Experience the smoothest transition upon every gear shift.

(4x4 models only)

Part-time Transfer Switch

Highlighting driver-friendly operation, you can switch between 2WD and 4WD by simply turning the dial switch, even while moving.

H4
L4
H2

Utility

(Extra cab image)

(4x4 models only)

Tilt and Telescopic Steering Wheel with Multifunction Controls

Tilt and telescopic steering wheel gives a better grip, for a more comfortable and smoother drive.

Audio System

In addition to AM/FM radio and a CD player, the audio system features Bluetooth® compatibility and AUX/USB input terminals for enhanced convenience. (Extra cab only)

Single cab

Single Cab Deck Capacity (mm)

2315

1575

480

Spacious Deck

With maximum load capacity, the HILUX REVO can accommodate a wide variety of items to meet your daily needs.

Extra cab

Extra Cab Deck Capacity (mm)

1810

1540

480

Spacious Deck

Effective length and width of the deck realize great usability when carrying a wide range of cargo.

Safety

With VSC
Without VSC

Vehicle Stability Control (VSC)

Helps prevent front or rear wheel slip while cornering by reducing engine power and applying brake force to the wheels that require it. (Extra cab only)

Without Trailer Sway Control
With Trailer Sway Control

WIND

Various brake and engine torque controls

Trailer Sway Control (TSC)

When towing a trailer, the system detects trailer sway and helps to suppress it by controlling braking and engine output. (Extra cab only)

Without Hill-start Assist Control
With Hill-start Assist Control

Hill-start Assist Control (HAC)

Helps to prevent the vehicle from rolling backward when starting on a steep or slippery incline. (Extra cab only)

With ABS
Without ABS

Anti-lock Braking System (ABS)

ABS helps to prevent the wheels from locking up when braking on slippery roads, or during sudden braking.

Front Impact
Side Impact

Safety Structure

Rigid body structure uses high-tensile steel that absorbs and distributes the force of impact from a collision to protect the occupants effectively.